

OCEAN BLUE CREW

VOL. 1, ISSUE 1 | FEBRUARY 2021

Newsletter



INTRODUCTION

Ahoy matey! It's the Ocean Blue Crew from the Clearwater Marine Aquarium, here to give you some nautical knowledge about our incredible ocean.

There has been a lot happening back on dryland at the aquarium this year. One of the most turtle-ly awesome moments was welcoming Rex and Rudolph to the CMA family! Rex and Rudolph are rough-toothed dolphins that are a species of dolphin that lives near the equator throughout the world's oceans.


In this issue, the Ocean Blue Crew will teach you about rough-toothed dolphins, and Rex and Rudolph's stories.



CAPTAIN'S LOG

The core of CMA's mission is the "rescue, rehabilitation, and release of marine wildlife." Unfortunately, not all rescued animals can be released back into the wild. These animals need humans to help care for them. Therefore, CMA has resident animals that call our facility home. In August of 2020, we welcomed Rex and Rudolph who were both unable to be released due to hearing loss. Rudolph is estimated to be 2-5 years old and was rescued by CMA in Sanibel, FL. Rex is thought to be a little bit older, about 5-7 years old, and was rescued in St. George Island, FL, and rehabbed at Gulf World in Panama City, FL. The US Government decided that these male dolphins would make a good social pair and that CMA would be the best forever home for them!

Teacher Turtle will teach you more about rough-toothed dolphins so that you can better understand Rex and Rudolph!



Rough-toothed dolphins are a very social species of dolphin that usually live in a group of 10-20 dolphins. However, these groups can sometimes be larger with more than 100 individuals! Compared to other species, like bottlenose dolphins, rough-toothed are smaller: typically growing to about 8.5 feet long and weighing up to 350 pounds. Their name comes from having approximately 80-100 teeth with rough or ridged edges that fill their mouths. Similar to many other species of dolphins, rough-toothed dolphins prefer warmer waters and can be found near the equator. This is the imaginary line around the middle of the earth where the waters are the warmest.

Observation Otter is going to put what you just learned about rough-toothed dolphins to the test!



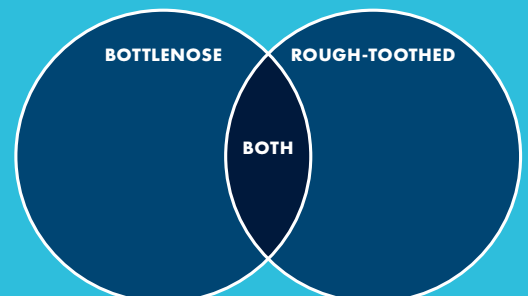
Observation Otter


Bottlenose dolphins are what typically comes to mind for most people when someone mentions a dolphin. Now compare and contrast bottlenose dolphins with rough-toothed dolphins to see how similar or different they may be. Here is a list of terms and facts to organize between the species. If the word or phrase describes only one of the species, write the letter in its circle. If the term describes both, it gets written in the overlapping area underneath the word "Both."

TERMS:

- | | | |
|------------------------------------|--|-------------------------------|
| A) 80-120 smooth teeth | B) Approximately 80-100 rough teeth | C) 8-10 feet in length |
| D) Up to 8.5 feet in length | E) 350lbs | F) Up to 800lbs |
| I) Large groups | J) Fission fusion groups | K) Eat various fish |
| | | G) Melon |
| | | H) Echolocation |
| | | L) Prefer warm water |

Now you can do your research and use the information you find to compare and contrast different animals!





Deputy DOLPHIN

Rex and Rudolph were both found stranded, or beached. Marine animals do this when they are very sick or injured and in need of help. If you find an animal in need, please have your parent or guardian call your local stranding network (like CMA). Please don't push an air-breathing animal that strands back into the water!

Besides calling your local stranding network, the best way you can help us with crowd control: this means keeping people about a bus length away from the animal because crowding can stress the animal out even more. While on the phone, the rescue team may tell you other ways to help the animal while they are on their way. Always follow instructions from trained professionals.

Calling rescue organizations, like CMA, allows us to know when and where these animals need our help. If it were not for you, we would not know these animals needed our assistance and care!



Creative CRAB

We give our resident animals Environmental Enrichment Devices (EEDs), which are toys. Just like your toys, the toys of our resident animals may make them think, move around similar to gym class or on the playground, or they're just a lot of fun! One of the toys that our dolphins, including Rex and Rudolph, seem to enjoy here at CMA is a water squirter! Since our grownups probably don't want us playing with water squirter inside, we will make a pompom one instead. This craft uses recycled toilet paper tubes and uses latex balloons! Balloons can end up in the oceans and hurt marine life. Finding other ways to decorate an not using balloons at all is a best practice.

Directions


1. Cut the top of the balloon off and make sure the bottom is tied in a knot.
2. Pull the bottom of the balloon over one end of the toilet paper tube and tape it around the toilet paper roll.
3. Decorate your toilet paper tube however you'd like! We painted ours.
4. Fill the squirter with your pompoms on the open end without the balloon. Pull-on the balloon knot and release to send your pompoms flying!



You Will Need:

- A toilet paper tube
- A used latex balloon
- Duct tape
- Scissors
- Craft supplies like paint, paper, or markers (optional)
- Pompoms





Chef Shark here to teach you a new recipe to eat like Rex and Rudolph at the aquarium! Here at CMA, they eat a diet of capelin, silversides, herring, and squid. Our recipe today will make corndogs that look like squid!

You Will Need:

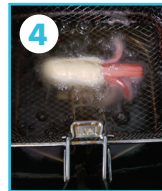
- Hot dogs or cocktail sausages
- 2 tbsp corn starch
- Cornbread mix
- 2/3 cup flour
- One egg

- One cup milk
- A bowl
- A tall glass
- An adult
- A knife
- A deep fryer or large pot
- Paper towels
- Metal tongs or metal slotted spoon
- Frying oil
- Any dipping sauces you like
- A parent or guardian



Directions:

1. Cut the bottom 1/3 of the sausages into 8ths.
2. Mix the cornbread mix, flour, egg, and milk and pour it into a tall glass. With the help of a parent or guardian, heat the oil in a large pot or fryer to 375°F.
3. Dust the uncut top of the sausages with corn starch, and dip them into the batter in the glass without coating the legs.
4. Place the sausages into the hot oil and let fry until golden brown on all sides.
5. Remove the sausages from the oil using the metal tongs or slotted spoon and place them onto a few paper towels to blot.
6. Serve with your favorite dipping sauce.



Playtime Pelican

To solve the puzzle below, match each symbol in the key to its associated letter to discover the secret phrase.

A	B	C	D	E	F	G	H	I	J	K	L	M	N	O	P	Q	R	S	T	U	V	W	X	Y	Z
∞	←	∞	=	◇	\$	↔	∞	→	○	↑	•	≠	∞	↓	#	*	↑	&	+	□	@	△	%	^	↙

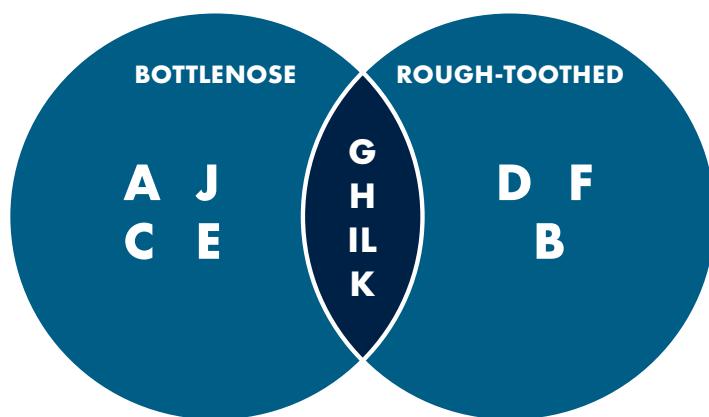
_ _ _ _ _ _ _ _ _ _ _ _ _ _ _ _ _ _ _ !
 □◇ •↓@◇ ↑◇% ∞∞= ↑□=↓•#∞

ANSWER: On next page.

OCEAN BLUE CREW Newsletter



ANSWER KEY



Answer to Playtime Pelican Puzzle: We love Rex and Rudolph!